

**EXPLICACION DEL MODELO**

Las principales características de este modelo son su amplia modularidad y su oferta de medidas. La familia Air ofrece dos alturas de respaldo (81cm y 88cm) y tres tipos de brazo para cualquiera de sus versiones. Las opciones son: brazo ancho, estrecho y alto y se pueden combinar en una misma pieza. La opción de brazo alto es apta para hacer rincón.

La colección se completa con una serie de piezas auxiliares: 2 pufs, 1 cojín de decoración y 4 almohadas opcionales para el brazo alto cuando hace rincón (2 por cada altura de respaldo). El puf de 95x95 está pensado para hacer composiciones con rincón.

Air también ofrece la posibilidad de hacer combinaciones con almohadas de respaldo extra. Estas almohadas de respaldo de 55x60 son opcionales y no están incluidas en el precio.

Las patas están colocadas de tal forma que quedan ocultas.

La unión de los módulos se realiza mediante carracas.

Toda la gama de productos son totalmente desenfundables cuando van tapizados en tela y sólo las almohadas cuando van tapizadas en piel o piel sintética.

IMPORTANTE

Las piezas se sirven montadas en todas sus medidas.

En tela, los módulos de 240 siempre son desmontables. Previa solicitud, los módulos de 180 se pueden fabricar para que sean desmontables en destino (especificar en el pedido). Adjuntamos instrucciones de montaje y desmontaje.

En piel o piel sintética todas las medidas se sirven siempre en una pieza y no son desmontables.

Las solicitudes de composiciones modulares deben adjuntar un plano en planta al realizar el pedido. La mano (derecha/izquierda) se interpreta siempre viendo el dibujo de frente.

DESCRIPTION

The Air boasts a wide range of elements, making it easy to adapt to any space. Large compositions seemingly levitate, suspended on recessed feet, hence the sofa's name.

Not only does the programme include a vast array of modular seating, but also two back heights (81cm and 88cm) and three types of arm: wide, narrow and high. The latter also doubles as a back to form a corner composition.

The collection is completed with a number of auxiliary pieces: two poufs, one scatter cushion and four optional cushions for the high arm when it is used in the corner option (two for each back height). The 95x95cm pouf can be used as a corner unit.

The modules are joined by a ratchet system.

The entire range has fully removable covers when the sofa is upholstered in fabric, but only the cushion covers when the piece is upholstered in leather or synthetic leather.

IMPORTANT

To aid delivery, when upholstered in fabric, the 240cm module can always be disassembled at the destination. By request, the 180 module can also be manufactured in the same way (this must be indicated on the order). These products include disassembly and assembly instructions.

When upholstered in leather or synthetic leather, the sofa cannot be disassembled - whatever the size.

Orders for modular combinations must include a plan when placing the order. Left and right are taken to be as facing the piece.

CARACTERISTIQUES

Les principales caractéristiques de ce modèle sont sa grande modularité et l'offre importante du nombre de modules. AIR présente aussi 2 hauteurs de dossier (81cm et 88cm) et 3 types de bras différents adaptables sur toutes les versions. Les options sont: bras large, bras étroit et bras haut, chaque option peut être combinée sur une même pièce. L'option bras haut peut servir aussi pour la réalisation d'angles.

La collection est complétée par une série de pièces auxiliaires: 2 poufs, coussin de décoration et coussins optionnels pour le bras haut lorsqu'il sert d'angle (2 pour chaque hauteur de dossier). Le pouf 95x95 est pensée pour servir d'angle.

AIR offre la possibilité de rajouter des coussins de décoration de 55x60 optionnels. Ces coussins ne sont pas inclus dans le tarif.

Les pieds sont placés de façon à ne pas être vus.

L'union des modules se fait par visserie.

Toute la collection est entièrement déhoussable lorsque le recouvrement est en tissu, et uniquement avec coussins déhoussables lorsqu'il s'agit d'un recouvrement cuir ou cuir synthétique.

IMPORTANT


Les modules sont livrés montés dans toutes les dimensions. En tissu, le module 240 est toujours livré démonté. Sur demande, le module 180 peut être fabriqué pour qu'il soit démontable lors de la livraison finale (à spécifier sur la commande). Ces références sont livrées avec une notice de montage et démontage.

En cuir ou en cuir synthétique les modules sont toujours livrés en une seule pièce et ne sont pas démontables.

Les commandes de compositions modulaires doivent être obligatoirement accompagnées d'un plan. Le placement des bras gauches ou droits s'entend toujours vu de face par rapport au dessin.

FIRMEZA / FIRMNESS / FERMETÉ

SUAVE
SOFT
DOUX




FIRME
FIRM
FERME

ACABADOS / FINISHES / FINITIONS

PATAS / FEET / PIEDS

HAYA / BEECH / HÊTRE



108 NEGRO

CARACTERISTICAS TECNICAS**TELAS**

- Estructura y almohadas totalmente desenfundables.
- Estructura de madera, forrada en espuma CMHR 30kg y fibra de 100gr con velour.
- Bastidor de asiento preparado con cincha NEA de 80mm y espuma CMHR 35kg.
- Respaldo preparado con espuma CMHR 30kg y CMHR 60kg.
- Almohada de asiento con espuma CMHR 35kg CMHR 30kg y CM 25kg todo recubierto de fibra H150gr y funda en tela.
- Almohada de respaldo de 2 alturas: compuesta de fibra poliéster siliconada en compartimentos.
- Patas de madera de haya tintadas en negro.

PIEL

- Estructura fija y almohadas desenfundables.
- El resto de características son iguales que las de los modelos en tela.

TECHNICAL CHARACTERISTICS**FABRIC**

- Totally removable covers.
- Wooden structure with a CMHR 30kg foam and 100g fibre shell.
- Seat area fitted with 80mm NEA elastic webbing and CMHR 35kg foam.
- Back fitted with CMHR 30kg and CMHR 60kg foam.
- Seat cushion fitted with CMHR 35kg, CMHR 30kg and CM25 foam covered with H150g fibre and enclosed in a fabric cover.
- Back cushion available in a choice of two heights.
- Interiors: silicon fibre enclosed in compartments.
- Black stained beech feet.

LEATHER

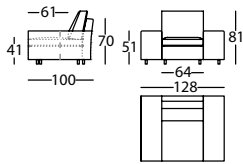
- Removable cushion covers, fixed base.
- The remaining technical specifications are the same as those for the fabric version of the product.

CARACTERISTIQUES TECHNIQUES**TISSUS**

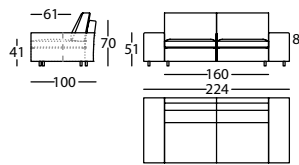
- 100% Dehoussable.
- Structure en bois, recouverte de mousse CMHR 30kg et de fibre de 100gr.
- Châssis d'assise préparé avec des sangles NEA de 80mm et recouvert d'une mousse CMHR 35kg.
- Coussin de dos constitué de mousse CMHR 30kg et CMHR 60kg.
- Coussin d'assise: mousse CMHR 35kg, CMHR 30kg, et CM 25kg recouvert d'une fibre H150gr. Le tout recouvert d'un tissu de finition.
- Coussin de dos de 2 hauteurs composé de fibre polyester siliconée compartimentées.
- Pieds en bois de hêtre, finition noir.

CUIR

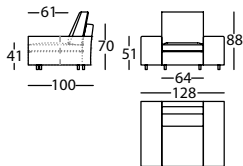
- Structure fixe et coussins déhoussables.
- Le reste des caractéristiques sont identiques à celles des modèles en tissu.

AIR by Rafa García, 2004**215.11.NH.1**

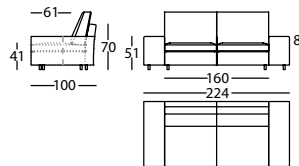
AIR SILLÓN 128 ALTO 81 BRAZO ANCHO
AIR ARMCHAIR 128 HEIGHT 81 WIDE ARM
AIR FAUTEUIL 128 HAUT 81 BRAS LARGE

0,95 m³ / 1 Pack. / 45,0 kg**215.11.YH.1**

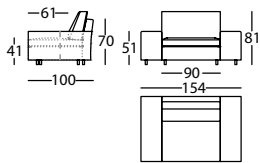
AIR SOFÁ 224 ALTO 81 BRAZO ANCHO
AIR SOFA 224 HEIGHT 81 WIDE ARM
AIR CANAPE 224 HAUT 81 BRAS LARGE

1,67 m³ / 1 Pack. / 63,0 kg**215.11.NJ.1**

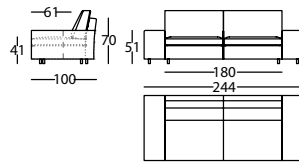
AIR SILLÓN 128 ALTO 88 BRAZO ANCHO
AIR ARMCHAIR 128 HEIGHT 88 WIDE ARM
AIR FAUTEUIL 128 HAUT 88 BRAS LARGE

0,95 m³ / 1 Pack. / 46,0 kg**215.11.YJ.1**

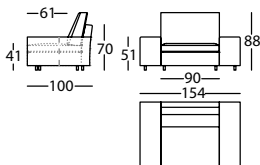
AIR SOFÁ 224 ALTO 88 BRAZO ANCHO
AIR SOFA 224 HEIGHT 88 WIDE ARM
AIR CANAPE 224 HAUT 88 BRAS LARGE

1,67 m³ / 1 Pack. / 65,0 kg**215.11.RH.1**

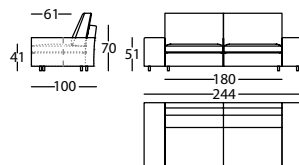
AIR SILLÓN 154 ALTO 81 BRAZO ANCHO
AIR ARMCHAIR 154 HEIGHT 81 WIDE ARM
AIR FAUTEUIL 154 HAUT 81 BRAS LARGE

1,15 m³ / 1 Pack. / 46,0 kg**215.11.ZH.1**

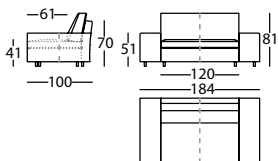
AIR SOFÁ 244 ALTO 81 BRAZO ANCHO
AIR SOFA 244 HEIGHT 81 WIDE ARM
AIR CANAPE 244 HAUT 81 BRAS LARGE

1,81 m³ / 1 Pack. / 67,0 kg**215.11.RJ.1**

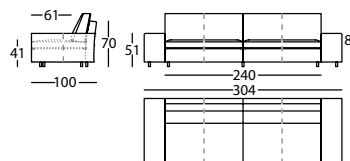
AIR SILLÓN 154 ALTO 88 BRAZO ANCHO
AIR ARMCHAIR 154 HEIGHT 88 WIDE ARM
AIR FAUTEUIL 154 HAUT 88 BRAS LARGE

1,15 m³ / 1 Pack. / 47,0 kg**215.11.ZJ.1**

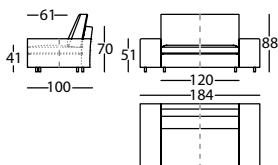
AIR SOFÁ 244 ALTO 88 BRAZO ANCHO
AIR SOFA 244 HEIGHT 88 WIDE ARM
AIR CANAPE 244 HAUT 88 BRAS LARGE

1,81 m³ / 1 Pack. / 68,0 kg**215.11.UH.1**

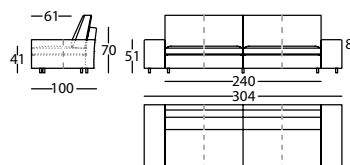
AIR SOFÁ 184 ALTO 81 BRAZO ANCHO
AIR SOFA 184 HEIGHT 81 WIDE ARM
AIR CANAPE 184 HAUT 81 BRAS LARGE

1,37 m³ / 1 Pack. / 54,0 kg**215.11.ZH.1**

AIR SOFÁ 304 ALTO 81 BRAZO ANCHO
AIR SOFA 304 HEIGHT 81 WIDE ARM
AIR CANAPE 304 HAUT 81 BRAS LARGE

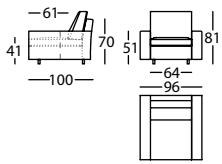
2,25 m³ / 1 Pack. / 86,0 kg**215.11.UJ.1**

AIR SOFÁ 184 ALTO 88 BRAZO ANCHO
AIR SOFA 184 HEIGHT 88 WIDE ARM
AIR CANAPE 184 HAUT 88 BRAS LARGE

1,37 m³ / 1 Pack. / 55,0 kg**215.11.ZJ.1**

AIR SOFÁ 304 ALTO 88 BRAZO ANCHO
AIR SOFA 304 HEIGHT 88 WIDE ARM
AIR CANAPE 304 HAUT 88 BRAS LARGE

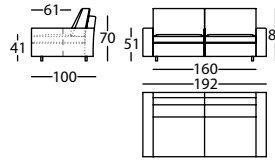
2,25 m³ / 1 Pack. / 88,0 kg



215.11.KH.2

AIR SILLÓN 96 ALTO 81 BRAZO ESTRECHO
AIR ARMCHAIR 96 HEIGHT 81 NARROW ARM
AIR FAUTEUIL 96 HAUT 81 BRAS ETROIT

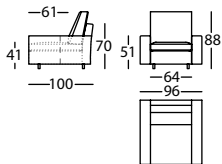
0,73 m³ / 1 Pack. / 370 kg



215.11.VH.2

AIR SOFÁ 192 ALTO 81 BRAZO ESTRECHO
AIR SOFA 192 HEIGHT 81 NARROW ARM
AIR CANAPE 192 HAUT 81 BRAS ETROIT

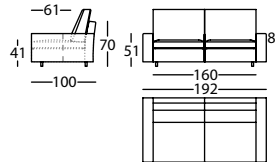
1,43 m³ / 1 Pack. / 54,0 kg



215.11.KJ.2

AIR SILLÓN 96 ALTO 88 BRAZO ESTRECHO
AIR ARMCHAIR 96 HEIGHT 88 NARROW ARM
AIR FAUTEUIL 96 HAUT 88 BRAS ETROIT

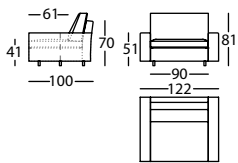
0,73 m³ / 1 Pack. / 38,0 kg



215.11.VJ.2

AIR SOFÁ 192 ALTO 88 BRAZO ESTRECHO
AIR SOFA 192 HEIGHT 88 NARROW ARM
AIR CANAPE 192 HAUT 88 BRAS ETROIT

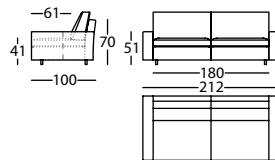
1,43 m³ / 1 Pack. / 56,0 kg



215.11.NH.2

AIR SILLÓN 122 ALTO 81 BRAZO ESTRECHO
AIR ARMCHAIR 122 HEIGHT 81 NARROW ARM
AIR FAUTEUIL 122 HAUT 81 BRAS ETROIT

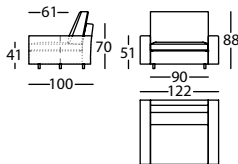
0,92 m³ / 1 Pack. / 38,0 kg



215.11.XH.2

AIR SOFÁ 212 ALTO 81 BRAZO ESTRECHO
AIR SOFA 212 HEIGHT 81 NARROW ARM
AIR CANAPE 212 HAUT 81 BRAS ETROIT

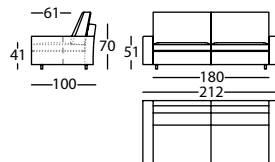
1,58 m³ / 1 Pack. / 59,0 kg



215.11.NJ.2

AIR SILLÓN 122 ALTO 88 BRAZO ESTRECHO
AIR ARMCHAIR 122 HEIGHT 88 NARROW ARM
AIR FAUTEUIL 122 HAUT 88 BRAS ETROIT

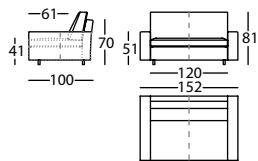
0,92 m³ / 1 Pack. / 39,0 kg



215.11.XJ.2

AIR SOFÁ 212 ALTO 88 BRAZO ESTRECHO
AIR SOFA 212 HEIGHT 88 NARROW ARM
AIR CANAPE 212 HAUT 88 BRAS ETROIT

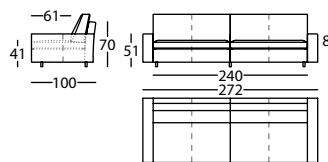
1,58 m³ / 1 Pack. / 60,0 kg



215.11.RH.2

AIR SOFÁ 152 ALTO 81 BRAZO ESTRECHO
AIR SOFA 152 HEIGHT 81 NARROW ARM
AIR CANAPE 152 HAUT 81 BRAS ETROIT

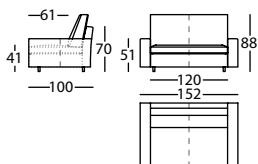
1,14 m³ / 1 Pack. / 46,0 kg



215.11.Z4H.2

AIR SOFÁ 272 ALTO 81 BRAZO ESTRECHO
AIR SOFA 272 HEIGHT 81 NARROW ARM
AIR CANAPE 272 HAUT 81 BRAS ETROIT

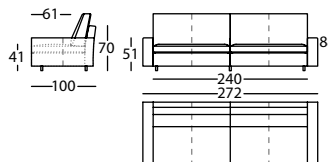
2,02 m³ / 1 Pack. / 78,0 kg



215.11.RJ.2

AIR SOFÁ 152 ALTO 88 BRAZO ESTRECHO
AIR SOFA 152 HEIGHT 88 NARROW ARM
AIR CANAPE 152 HAUT 88 BRAS ETROIT

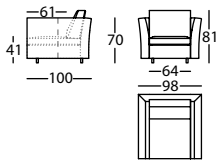
1,14 m³ / 1 Pack. / 47,0 kg



215.11.Z4J.2

AIR SOFÁ 272 ALTO 88 BRAZO ESTRECHO
AIR SOFA 272 HEIGHT 88 NARROW ARM
AIR CANAPE 272 HAUT 88 BRAS ETROIT

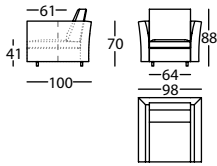
2,02 m³ / 1 Pack. / 80,0 kg



215.11.KH.3

AIR SILLÓN 98 ALTO 81 BRAZO ALTO
AIR ARMCHAIR 98 HEIGHT 81 HIGH ARM
AIR FAUTEUIL 98 HAUT 81 BRAS HAUT

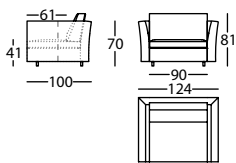
0,74 m³ / 1 Pack. / 41,0 kg



215.11.KJ.3

AIR SILLÓN 98 ALTO 88 BRAZO ALTO
AIR ARMCHAIR 98 HEIGHT 88 HIGH ARM
AIR FAUTEUIL 98 HAUT 88 BRAS HAUT

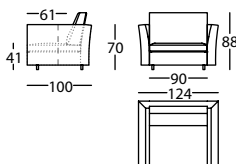
0,74 m³ / 1 Pack. / 42,0 kg



215.11.NH.3

AIR SILLÓN 124 ALTO 81 BRAZO ALTO
AIR ARMCHAIR 124 HEIGHT 81 HIGH ARM
AIR FAUTEUIL 124 HAUT 81 BRAS HAUT

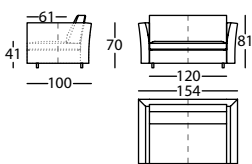
0,93 m³ / 1 Pack. / 42,0 kg



215.11.NJ.3

AIR SILLÓN 124 ALTO 88 BRAZO ALTO
AIR ARMCHAIR 124 HEIGHT 88 HIGH ARM
AIR FAUTEUIL 124 HAUT 88 BRAS HAUT

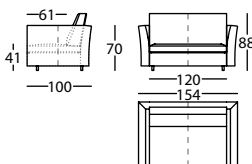
0,93 m³ / 1 Pack. / 43,0 kg



215.11.RH.3

AIR SOFÁ 154 ALTO 81 BRAZO ALTO
AIR SOFA 154 HEIGHT 81 HIGH ARM
AIR CANAPE 154 HAUT 81 BRAS HAUT

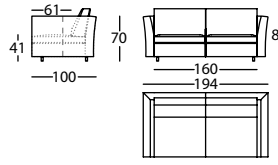
1,15 m³ / 1 Pack. / 50,0 kg



215.11.RJ.3

AIR SOFÁ 154 ALTO 88 BRAZO ALTO
AIR SOFA 154 HEIGHT 88 HIGH ARM
AIR CANAPE 154 HAUT 88 BRAS HAUT

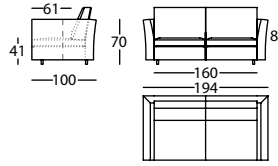
1,15 m³ / 1 Pack. / 51,0 kg



215.11.VH.3

AIR SOFÁ 194 ALTO 81 BRAZO ALTO
AIR SOFA 194 HEIGHT 81 HIGH ARM
AIR CANAPE 194 HAUT 81 BRAS HAUT

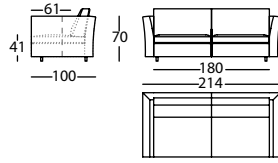
1,45 m³ / 1 Pack. / 58,0 kg



215.11.VJ.3

AIR SOFÁ 194 ALTO 88 BRAZO ALTO
AIR SOFA 194 HEIGHT 88 HIGH ARM
AIR CANAPE 194 HAUT 88 BRAS HAUT

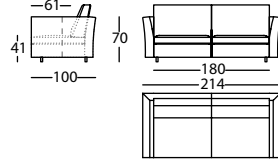
1,45 m³ / 1 Pack. / 60,0 kg



215.11.XH.3

AIR SOFÁ 214 ALTO 81 BRAZO ALTO
AIR SOFA 214 HEIGHT 81 HIGH ARM
AIR CANAPE 214 HAUT 81 BRAS HAUT

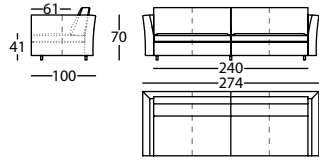
1,59 m³ / 1 Pack. / 63,0 kg



215.11.XJ.3

AIR SOFÁ 214 ALTO 88 BRAZO ALTO
AIR SOFA 214 HEIGHT 88 HIGH ARM
AIR CANAPE 214 HAUT 88 BRAS HAUT

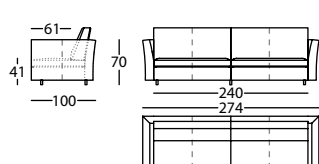
1,59 m³ / 1 Pack. / 64,0 kg



215.11.Z4H.3

AIR SOFÁ 274 ALTO 81 BRAZO ALTO
AIR SOFA 274 HEIGHT 81 HIGH ARM
AIR CANAPE 274 HAUT 81 BRAS HAUT

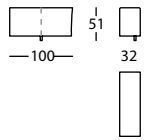
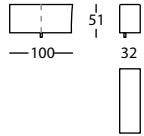
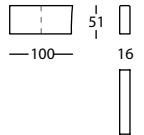
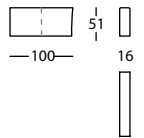
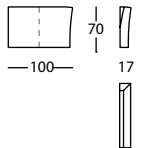
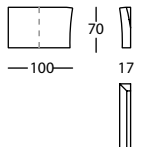
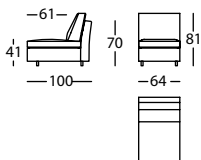
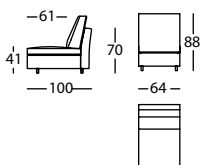
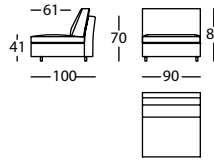
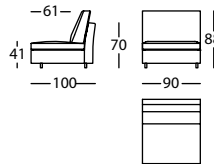
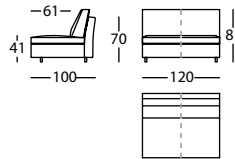
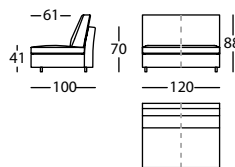
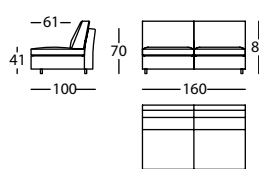
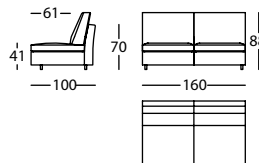
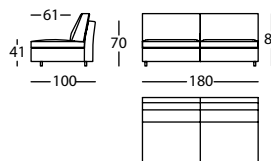
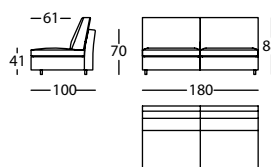
2,03 m³ / 1 Pack. / 82,0 kg



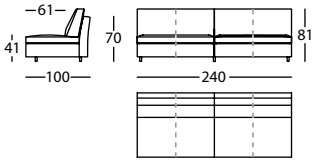
215.11.Z4J.3

AIR SOFÁ 274 ALTO 88 BRAZO ALTO
AIR SOFA 274 HEIGHT 88 HIGH ARM
AIR CANAPE 274 HAUT 88 BRAS HAUT

2,03 m³ / 1 Pack. / 84,0 kg

AIR by Rafa García, 2004**215.131.D**AIR BRAZO ANCHO DCHO
AIR WIDE RIGHT ARM
AIR BRAS LARGE DROIT0,24 m³ / - Pack. / 10,0 kg**215.131.I**AIR BRAZO ANCHO IZDO
AIR WIDE LEFT ARM
AIR BRAS LARGE GAUCHE0,24 m³ / - Pack. / 10,0 kg**215.132.D**AIR BRAZO ESTRECHO DCHO
AIR NARROW RIGHT ARM
AIR BRAS ETROIT DROIT0,16 m³ / - Pack. / 6,0 kg**215.132.I**AIR BRAZO ESTRECHO IZDO
AIR NARROW LEFT ARM
AIR BRAS ETROIT GAUCHE0,16 m³ / - Pack. / 6,0 kg**215.133.D**AIR BRAZO ALTO DCHO
AIR HIGH RIGHT ARM
AIR BRAS HAUT DROIT0,15 m³ / - Pack. / 8,0 kg**215.133.I**AIR BRAZO ALTO IZDO
AIR HIGH LEFT ARM
AIR BRAS HAUT GAUCHE0,15 m³ / - Pack. / 8,0 kg**215.121.GH**AIR MOD 64 ALTO 81
AIR MODULE 64 HEIGHT 81
AIR MODULE 64 HAUT 810,51 m³ / 1 Pack. / 25,0 kg**215.121.GJ**AIR MOD 64 ALTO 88
AIR MODULE 64 HEIGHT 88
AIR MODULE 64 HAUT 880,51 m³ / 1 Pack. / 26,0 kg**215.121.KH**AIR MOD 90 ALTO 81
AIR MODULE 90 HEIGHT 81
AIR MODULE 90 HAUT 810,70 m³ / 1 Pack. / 26,0 kg**215.121.KJ**AIR MOD 90 ALTO 88
AIR MODULE 90 HEIGHT 88
AIR MODULE 90 HAUT 880,70 m³ / 1 Pack. / 27,0 kg**215.121.NH**AIR MOD 120 ALTO 81
AIR MODULE 120 HEIGHT 81
AIR MODULE 120 HAUT 810,92 m³ / 1 Pack. / 34,0 kg**215.121.NJ**AIR MOD 120 ALTO 88
AIR MODULE 120 HEIGHT 88
AIR MODULE 120 HAUT 880,92 m³ / 1 Pack. / 35,0 kg**215.121.SH**AIR MOD 160 ALTO 81
AIR MODULE 160 HEIGHT 81
AIR MODULE 160 HAUT 811,21 m³ / 1 Pack. / 42,0 kg**215.121.SJ**AIR MOD 160 ALTO 88
AIR MODULE 160 HEIGHT 88
AIR MODULE 160 HAUT 881,21 m³ / 1 Pack. / 44,0 kg**215.121.UH**AIR MOD 180 ALTO 81
AIR MODULE 180 HEIGHT 81
AIR MODULE 180 HAUT 811,36 m³ / 1 Pack. / 46,0 kg**215.121.UJ**AIR MOD 180 ALTO 88
AIR MODULE 180 HEIGHT 88
AIR MODULE 180 HAUT 881,36 m³ / 1 Pack. / 48,0 kg

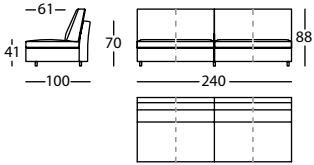
AIR by Rafa García, 2004



215.121.Z1H

AIR MOD 240 ALTO 81
AIR MODULE 240 HEIGHT 81
AIR MODULE 240 HAUT 81

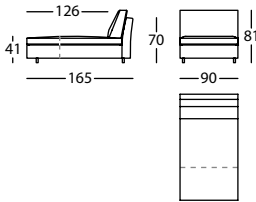
1,80 m² / 1 Pack. / 65,0 kg



215.121.Z1J

AIR MOD 240 ALTO 88
AIR MODULE 240 HEIGHT 88
AIR MODULE 240 HAUT 88

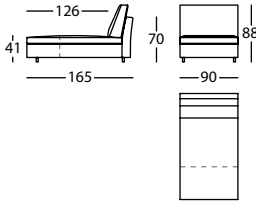
1,80 m² / 1 Pack. / 68,0 kg



215.141.KSH

AIR CHAISE 90 ALTO 81
AIR CHAISE LONGUE 90 HIGH 81
AIR CHAISE LONGUE 90 HAUT 81

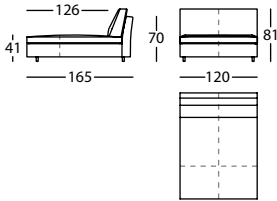
1,16 m² / 1 Pack. / 36,0 kg



215.141.KSJ

AIR CHAISE 90 ALTO 88
AIR CHAISE LONGUE 90 HIGH 88
AIR CHAISE LONGUE 90 HAUT 88

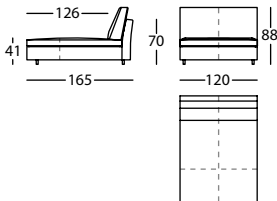
1,16 m² / 1 Pack. / 37,0 kg



215.141.NSH

AIR CHAISE 120 ALTO 81
AIR CHAISE LONGUE 120 HIGH 81
AIR CHAISE LONGUE 120 HAUT 81

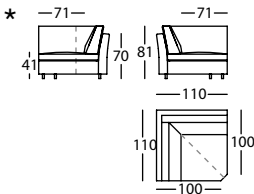
1,54 m² / 1 Pack. / 47,0 kg



215.141.NSJ

AIR CHAISE 120 ALTO 88
AIR CHAISE LONGUE 120 HIGH 88
AIR CHAISE LONGUE 120 HAUT 88

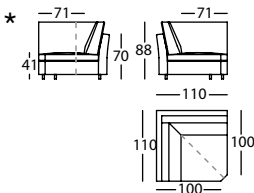
1,54 m² / 1 Pack. / 48,0 kg



215.161.H

AIR ANGULO RECTO ALTO 81
AIR STRAIGHT CORNER HIGH 81
AIR ANGLE HAUT 81

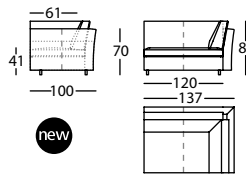
0,97 m² / 1 Pack. / 39,0 kg



215.161.J

AIR ANGULO RECTO ALTO 88
AIR STRAIGHT CORNER HIGH 88
AIR ANGLE HAUT 88

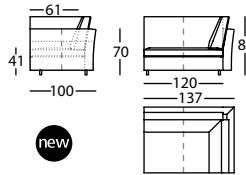
0,97 m² / 1 Pack. / 40,0 kg



215.16.PH.D

AIR ANGULO DCHO 137 ALTO 81
AIR RIGHT CORNER 137 HEIGHT 81
AIR ANGLE DROIT 137 HAUT 81

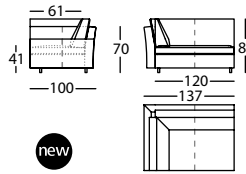
1,04 m² / 1 Pack. / 46,5 kg



215.16.PJ.D

AIR ANGULO DCHO 137 ALTO 88
AIR RIGHT CORNER 137 HEIGHT 88
AIR ANGLE DROIT 137 HAUT 88

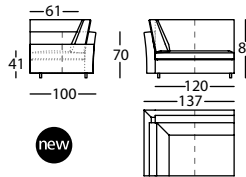
1,04 m² / 1 Pack. / 47,5 kg



215.16.PH.I

AIR ANGULO IZDO 137 ALTO 81
AIR LEFT CORNER 137 HEIGHT 81
AIR ANGLE GAUCHE 137 HAUT 81

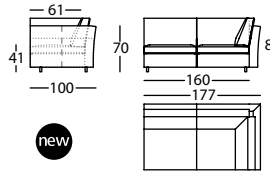
1,04 m² / 1 Pack. / 46,5 kg



215.16.PJ.I

AIR ANGULO IZDO 137 ALTO 88
AIR LEFT CORNER 137 HEIGHT 88
AIR ANGLE GAUCHE 137 HAUT 88

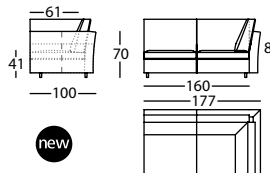
1,04 m² / 1 Pack. / 47,5 kg



215.16.TH.D

AIR ANGULO DCHO 177 ALTO 81
AIR RIGHT CORNER 177 HEIGHT 81
AIR ANGLE DROIT 177 HAUT 81

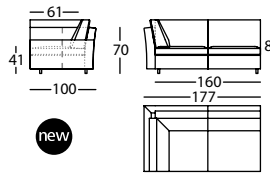
1,33 m² / 1 Pack. / 55,7 kg



215.16.TJ.D

AIR ANGULO DCHO 177 ALTO 88
AIR RIGHT CORNER 177 HEIGHT 88
AIR ANGLE DROIT 177 HAUT 88

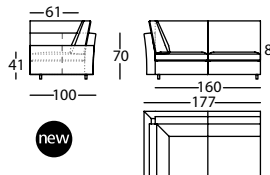
1,33 m² / 1 Pack. / 57,7 kg



215.16.TH.I

AIR ANGULO IZDO 177 ALTO 81
AIR LEFT CORNER 177 HEIGHT 81
AIR ANGLE GAUCHE 177 HAUT 81

1,33 m² / 1 Pack. / 55,7 kg

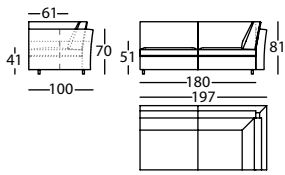


215.16.TJ.I

AIR ANGULO IZDO 177 ALTO 88
AIR LEFT CORNER 177 HEIGHT 88
AIR ANGLE GAUCHE 177 HAUT 88

1,33 m² / 1 Pack. / 57,7 kg

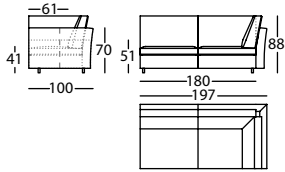
* No admite brazos / Does not support arms / Ne supporte pas les bras



215.16.VH.D

AIR ANGULO DCHO 197 ALTO 81
AIR RIGHT CORNER 197 HEIGHT 81
AIR ANGLE DROIT 197 HAUT 81

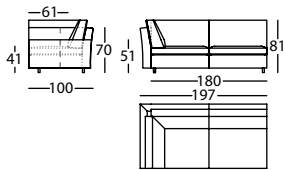
1,48 m³ / 1 Pack. / 58,0 kg



215.16.VJ.D

AIR ANGULO DCHO 197 ALTO 88
AIR RIGHT CORNER 197 HEIGHT 88
AIR ANGLE DROIT 197 HAUT 88

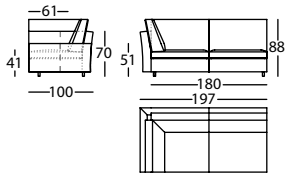
1,48 m³ / 1 Pack. / 60,0 kg



215.16.VH.I

AIR ANGULO IZDO 197 ALTO 81
AIR LEFT CORNER 197 HEIGHT 81
AIR ANGLE GAUCHE 197 HAUT 81

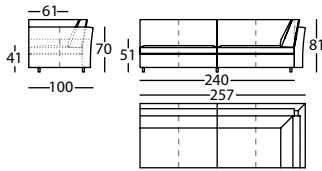
1,48 m³ / 1 Pack. / 58,0 kg



215.16.VJ.I

AIR ANGULO IZDO 197 ALTO 88
AIR LEFT CORNER 197 HEIGHT 88
AIR ANGLE GAUCHE 197 HAUT 88

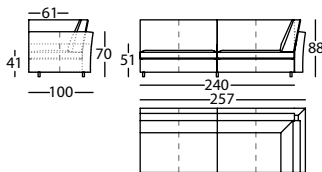
1,48 m³ / 1 Pack. / 60,0 kg



215.16.Z2H.D

AIR ANGULO DCHO 257 ALTO 81
AIR RIGHT CORNER 257 HEIGHT 81
AIR ANGLE DROIT 257 HAUT 81

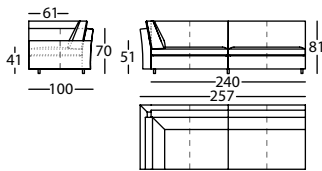
1,91 m³ / 1 Pack. / 77,0 kg



215.16.Z2J.D

AIR ANGULO DCHO 257 ALTO 88
AIR RIGHT CORNER 257 HEIGHT 88
AIR ANGLE DROIT 257 HAUT 88

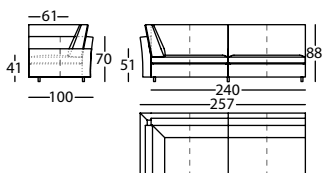
1,91 m³ / 1 Pack. / 80,0 kg



215.16.Z2H.I

AIR ANGULO IZDO 257 ALTO 81
AIR LEFT CORNER 257 HEIGHT 81
AIR ANGLE GAUCHE 257 HAUT 81

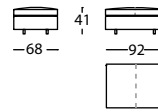
1,91 m³ / 1 Pack. / 77,0 kg



215.16.Z2J.I

AIR ANGULO IZDO 257 ALTO 88
AIR LEFT CORNER 257 HEIGHT 88
AIR ANGLE GAUCHE 257 HAUT 88

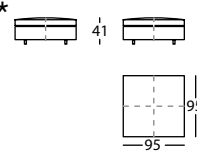
1,91 m³ / 1 Pack. / 80,0 kg



215.152.KG

AIR PUF 92x68
AIR POUF 92X68
AIR POUF 92X68

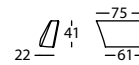
0,29 m³ / 1 Pack. / 170 kg



215.152.KK

AIR PUF 95X95
AIR POUF 95X95
AIR POUF 95X95

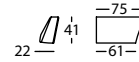
0,42 m³ / 1 Pack. / 21,0 kg



215.22.HGD.D

AIR ALMOHADA BRAZO 75X61X41 DCHO
AIR ARM CUSHION 75X61X41 RIGHT
AIR COUSSIN BRAS 75X61X41 DROIT

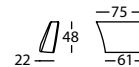
- m³ / - Pack. / 3,5 kg



215.22.HGD.I

AIR ALMOHADA BRAZO 75X61X41 IZDO
AIR ARM CUSHION 75X61X41 LEFT
AIR COUSSIN BRAS 75X61X41 GAUCHE

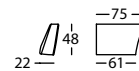
- m³ / - Pack. / 3,5 kg



215.22.HGE.D

AIR ALMOHADA BRAZO 75X61X48 DCHO
AIR ARM CUSHION 75X61X48 RIGHT
AIR COUSSIN BRAS 75X61X48 DROIT

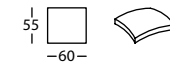
- m³ / - Pack. / 4,5 kg



215.22.HGE.I

AIR ALMOHADA BRAZO 75X61X48 IZDO
AIR ARM CUSHION 75X61X48 LEFT
AIR COUSSIN BRAS 75X61X48 GAUCHE

- m³ / - Pack. / 4,5 kg



215.21.GF

AIR ALMOHADA RESPALDO 60X55 CON BANDA
AIR CUSHION 60X55 WITH BAND
AIR COUSSIN 60X55 AVEC PLATE BANDE

- m³ / - Pack. / 4,5 kg

* Válido para hacer rincón / Can be used as an angle module / Utilisable pour faire angle